

1/14/2010

Niko Qu
Coronet Scaffold Equipment Suz
No.1 Suhua Rd, SIP
SIZHOU, 215021

Date Received: 12/31/2009

Test Report No.: COR001-09-12-94129-1

Material Testing and Non-Destructive
Testing

5405 E. Schaaf Road
Cleveland, OH 44131
USA

Telephone : (216) 524-1450
Fax : (216) 524-1459
Website : www.storkherron.com

TEST REPORT

P.O. No.:

TEST PROFILE

Several scaffolding components were load tested using various procedures. These include:

- One (1) single tier Arch type scaffolding
- One (1) single tier Ladder type scaffolding
- One (1) 3 ½" OD by 8' length Shore Post
- Two (2) 24" length screw jacks
- One (1) 3 ½" ID swivel couple
- One (1) 3 ½" ID rigid couple
- One (1) ledger

TEST METHODOLOGY

When ever possible test methods generally followed the procedures outlined either in ANSI ANSI/SSFI SC100-5/05 or ANSI/ASSE A10.8-2001 specifications.

If possible, specific requirements will be used to evaluate the test data and component performance against expectations. If not possible failure/maximum maximum loads or displacements or some combination of the test data will be listed in appropriate tables. Pictures of all test setups will be included in the report sections relative the part tested.

The above services were performed in accordance with Herron Testing Laboratories' Quality Assurance Program Edition 1, Revision 3 dated 6/30/09. Information and statements in this report are derived from material, information and/or specifications furnished by the client and exclude any expressed or implied warranties as to the fitness of the material tested or analyzed for any particular purpose or use. This report is the confidential property of our client and may not be used for advertising purposes. This report shall not be reproduced except in full, without written approval of this laboratory. The recording of false, fictitious or fraudulent statements or entries on this document may be punished as a felony under Federal Statutes. Sample remnants are held for a minimum of 6 months following issuance of test results, at which point they will be discarded unless notified in writing by the client. This material was not contaminated by mercury or chlorinated solvents during the handling and processing at Stork-Herron Testing Laboratories facilities.



Karen Baumiller
Customer Services Manager

ASSEMBLED SCAFFOLDING TESTING

Testing followed the general procedures outlined in section 5.2 of ANSI ANSI/SSFI SC100-5/05 except the scaffold assemblies were only one tier high and only one of each type was tested.

- Arch Scaffolding Results

Pretest Setup



Scaffolding Type	Maximum Load (lbs)	Failure Location
Arch	39130	Arch Bend

- Ladder Scaffolding Results

Pretest Setup



Scaffolding Type	Maximum Load (lbs)	Failure Location
Ladder	52075	Arch Bend

WALKWAY TESTING


Testing followed the general procedures outlined in section 5.2.2 of ANSI/ASSE A10.8-2001.

Walkways had dimensions of 19 ¼" x 8' giving a surface area of 12.8 ft². All samples were stamped with a load rating of 75 lbs / ft². All samples were loaded until a displacement of L / 60 or 96" / 60 = 1.6" occurred.

- Concentrated Load Test

Sample is restrained on the ends with load applied to the center,

Post Test Setup




Test Type	Load @ 1.6" Movement (lbs)	Failure Location
Concentrated	2300	Center at L/60

- UDL Load Testing

Sample is restrained on the ends with four load points evenly distributed across the walkway surface.

Post Test Setup



Test Type	Load @ 1.6" Movement (lbs)	Failure Location
Concentrated	1600	Near Center at L/60

JACK SCREW TESTING

Jack Screws were compressed at two different screw extensions until failure.

Pretest Setup



Screw Extension Length (in)	Load @ Failure (lbs)	Failure Type
12	57000	Buckle
18 ¾	53000	Buckle

COUPLE TESTING

Couple testing followed the procedures outlined in section 5.1.3.1 of ANSI ANSI/SSFI SC100-5/05.

Pretest Setup




Couple Type	Load @ 1/4" Slip (lbs)	Tube Type
Rigid	1988	3 1/2" Shore Post
Swivel	4420	3 1/2" Shore Post

SHORE POST TESTING

Shore post was compressed until failure.

Pretest Setup



Product	Maximum Load (lbs)	Failure Type
3 1/2" OD x 8' Length	85000	Buckle

LEDGER TEST

Ledger testing generally followed the test procedure outlines in section 14.3 of ANSI/ASSE A10.8-2001 with the exception that only a single Ledger was tested.

Pretest Setup



Product	Load @ Deformation (lbs)	Failure Type
Ledger	2900	Ladder Frame Deformation